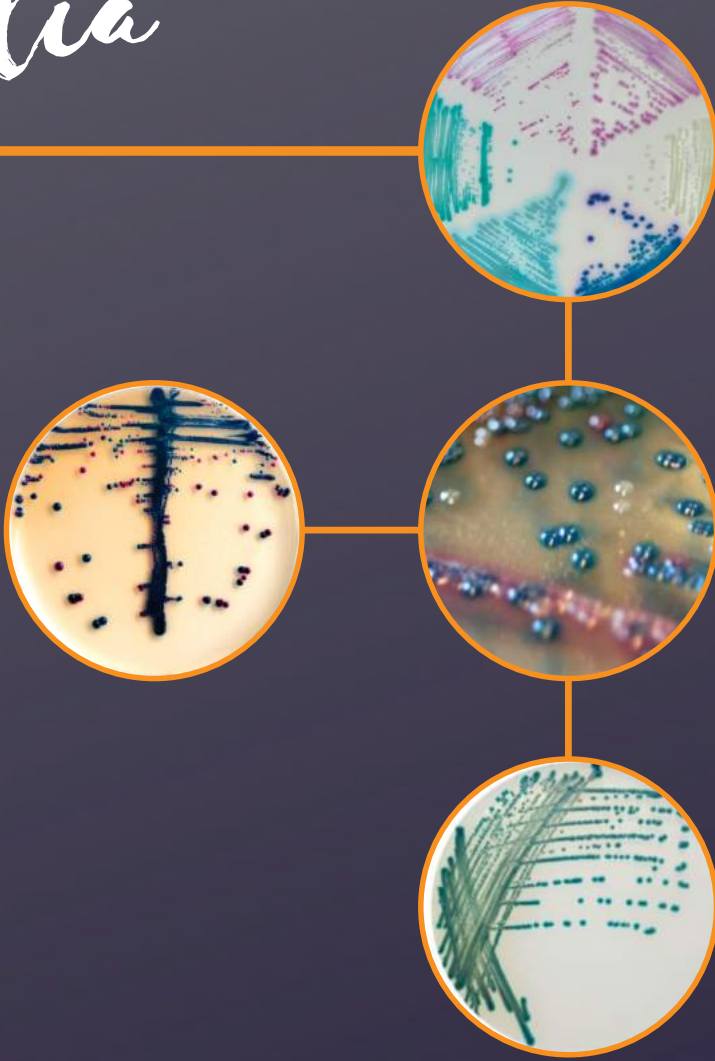


# Chromogenic Media



WORLD'S LOCAL LABORATORY PARTNER

**BIOMAXIMA**<sup>®</sup>

## ABOUT BIOMAXIMA

BioMaxima S.A. is a Polish company, producer of microbiology media as well as a wide range of reagents and in vitro diagnostics equipment. The company holds Certificates of the Quality Management System ISO 9001:2015 and ISO 13485:2016. Company's products are CE marked and meet the requirements of the European Directive 98/79/EC. Owing to a wide range of products BioMaxima is a significant partner for many clients from the clinical, veterinary and industrial diagnostics market both in Poland (where we supply over 1800 laboratories) and in international markets, where we serve over 60 distributors on four continents.

## MICROBIOLOGY MEDIA

BioMaxima S.A. offers a wide range of culture media for microbiology (both in ready to use format and as dehydrated). Prepared media on plates, in bottles, tubes and bags. Dehydrated culture media, supplements and media ingredients.

## CHROMOGENIC MEDIA

The most interesting group of prepared culture media are **CHROMOGENIC MEDIA** which are useful tool for diagnostic clinical and industrial microbiology. They allow to detect various types of microorganisms on the basis of their colonial appearance (e.g. colour, morphology, haemolysis).

The range of this kind of media is still growing – now we can provide you with very wide list of media for clinical and industrial market.



## CHROMOGENIC ACINETOBACTER LAB-AGAR™

Chromogenic medium for the detection of *Acinetobacter*.



### RESULTS/PLATE READING:

- *Acinetobacter spp.* → Red
- **Gram (+) bacteria and yeasts** → Mostly inhibited
- **Other Gram (-)** → Mostly inhibited or blue



### CAT. NO.:

- PP 2100(Ø 90 mm)



### PACK SIZE:

- 10 plates



## CHROMOGENIC ACINETOBACTER MDR LAB-AGAR™

Chromogenic medium for the detection of *Acinetobacter MDR* form clinical samples.



### RESULTS/PLATE READING: :

- *Acinetobacter spp. MDR+* → Red
- **Gram (+) bacteria and yeasts** → Inhibited
- **Non-MDR Acinetobacter** → Inhibited



### CAT. NO.:

- PP 0139(Ø 90 mm),



### PACK SIZE:

- 10 plates



## CHROMOGENIC B.CEREUS LAB-AGAR™

Selective chromogenic medium for the detection and enumeration of *Bacillus cereus* group in food chain.



### RESULTS/PLATE READING:

- *Bacillus cereus* → Blue with precipitation zone
- *Bacillus subtilis* → Inhibited
- *Escherichia coli* → Inhibited
- *C. albicans* → Inhibited
- **Yeast and mold** - Inhibited



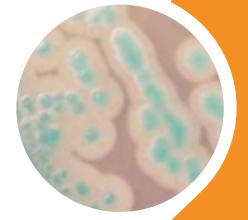
### CAT. NO.:

- PP 0199(Ø 90 mm)



### PACK SIZE:

- 10 plates



## CHROMOGENIC C. DIFFICILE LAB-AGAR™

Chromogenic medium for isolation and direct differentiation of *Clostridium difficile* from clinical samples in particular from faeces. Incubation in anaerobic condition.



### RESULT/PLATE READING:

- *C. difficile* → White colonies fluorescent under UV lamp (365 nm)
- **Other bacteria** → White or colourless, no fluorescent or inhibited



### CAT. NO.:

- PP 0137(Ø 90 mm)



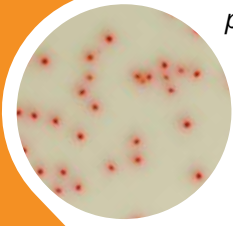
### PACK SIZE:

- 10 plates



## CHROMOGENIC C. PERFRINGENS LAB-AGAR™

Chromogenic medium for detection, differentiation and enumeration of *Clostridium perfringens*.



✓ **RESULTS/PLATE READING:**

- *Clostridium perfringens* → orange
- *Clostridium difficile* → blue
- **Gram (+) bacteria and yeasts** → Mostly inhibited or blue or metallic blue

✓ **CAT. NO.:**

- PP 0201(Ø 90 mm)

✓ **PACK SIZE:**

- 10 plates

## CHROMOGENIC C3GR LAB-AGAR™

Chromogenic medium for overnight detection of gram-negative bacteria producing beta-lactamase.



✓ **RESULTS/PLATE READING: :**

- **C3GR E. coli** → Dark pink to reddish
- **C3GR Klebsiella, Enterobacter, Citrobacter (KEC)** → Metallic blue +/- reddish halo
- **C3GR Proteus** → Brown halo
- **Gram (+) bacteria** → Inhibited
- **Non Resistant Other Gram(-) strains** → Inhibited;
- **Yeasts Mostly** → inhibited

✓ **CAT. NO.:**

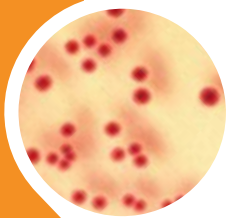
- PP 0202(Ø 90 mm),

✓ **PACK SIZE:**

- 10 plates

## CHROMOGENIC CAMPYLOBACTER LAB-AGAR™

Chromogenic medium for detection, differentiation and enumeration of thermotolerant *Campylobacter* according to ISO 10272-1 standard.



✓ **RESULTS/PLATE READING:**

- *Campylobacter coli* → red
- *Campylobacter jejuni* → red
- *Campylobacter lari* → red
- **Most other microorganisms** → Blue or inhibited

✓ **CAT. NO.:**

- PP 0163 (Ø 90 mm)

✓ **PACK SIZE:**

- 10 plates

## CHROMOGENIC CANDIDA LAB-AGAR™

Selective chromogenic medium for the isolation and differentiation of *Candida spp.* from clinical samples.



✓ **RESULT/PLATE READING:**

- *C. albicans* → Green, blue-green colonies
- *C. tropicalis* → Blue-grey with violet shade or violet halo
- *C. glabrata* → pink- purple
- *C. krusei* → pink, pink-violet, large, rough, spreading colonies

✓ **CAT. NO.:**

- PP 0001B (Ø 90 mm)
- BT 5222.02(200 ml)
- BT 5222.01(100 ml)
- BT 7001(225 ml)

✓ **PACK SIZE:**

- 10 plates
- 6 bottels

## CHROMOGENIC CANDIDA PLUS LAB-AGAR™

Selective chromogenic medium for the isolation and differentiation of *Candida spp.* including *C. auris* from clinical samples. Chromogenic Candida Plus keeps the colour differentiation of the major, clinical important *Candida spp.*:

### ✓ RESULTS/PLATE READING:

- *C. albicans* → Green, blue-green colonies
- *C. tropicalis* → metallic blue with pink halo
- *C. glabrata* → mauve
- *C. krusei* → pink and fuzzy;
- *C. auris* → light blue with blue halo

### ✓ CAT. NO.:

- PP 0255(Ø 90 mm)
- BT 5344.02(200 ml)
- BT 5344.01(100 ml)
- BT 5344.05(500 ml)

### ✓ PACK SIZE:

- 10 plates



## CHROMOGENIC COLIFORM ACC. TO ISO 9308-1

For the enumeration of *Escherichia coli* and coliform bacteria with membrane filtration method for waters with low bacterial background, according to ISO 9308-1:2014.

### ✓ RESULTS/PLATE READING: :

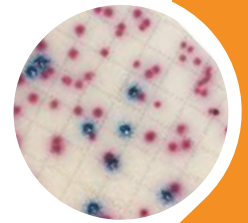
- *E. coli* → metallic blue to violet
- **Other bacteria** → colourless, inhibited
- **Others coliforms** → pink to red

### ✓ CAT. NO.:

- PP 0145(Ø 90 mm),
- BT 5166.01(100 ml)
- PPM 0145(Ø 55 mm)
- BT 5166.02(200 ml)
- BT 5166.05(500 ml)

### ✓ PACK SIZE:

- 10 plates



## CHROMOGENIC COL-APSE LAB-AGAR™

Chromogenic medium for detection of Colistin resistant Gram-negative bacteria. Polymyxin E (colistin) and B are increasingly used as antimicrobials in the treatment of multi-drug resistant bacterial infections.

### ✓ RESULTS/PLATE READING:

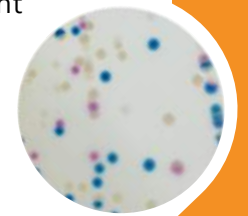
- **COL-R E. coli** → Dark pink to reddish;
- **COL-R Klebsiella, Enterobacter, Citrobacter** → Metallic blue
- **COL-R Pseudomonas** → Brown halo
- **COL-R Acinetobacter** → Cream, opaque;
- **Other COL-R Gram negative bacteria** → Colorless, natural pigmentation;
- **COL-S Gram-negative bacteria** → Inhibited
- **Gram-positive bacteria yeasts** → inhibited

### ✓ CAT.NO.:

- PP 00239(Ø 90 mm)

### ✓ PACK SIZE:

- 10 plates



## CHROMOGENIC E. COLI LAB-AGAR™

Chromogenic selective medium for the simultaneous detection of *E. coli* and other coliforms in water and food samples

### ✓ RESULTS/PLATE READING:

- *E. coli* → blue dark, violet
- *Salmonella spp.* → colourless
- *Citrobacter spp. Enterobacter spp. Klebsiella spp.* → salmon

### ✓ CAT.NO:

- PP 0050(Ø 90 mm)

### ✓ PACK SIZE:

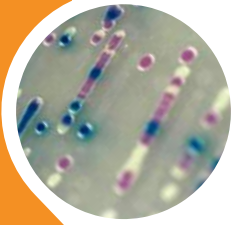
- 10 plates





## CHROMOGENIC E. COLI O157 LAB-AGAR™

Selective and chromogenic medium for the detection and differentiation of *Escherichia coli* O157 from food and clinical specimens.



### RESULTS/PLATE READING:

- *E. coli* → blue green
- *E. coli* O157 → purple
- *Klebsiella spp.* → blue green
- *Citrobacter spp.* → blue green
- *Serratia spp.* → blue green

### CAT. NO.:

- PP 0041(Ø 90 mm)
- BT 5071.02(200 ml)
- BT 5071.01(100 ml)
- BT 5071.05(500 ml)

### PACK SIZE:

- 10 plates
- 6 bottles

## CHROMOGENIC E. COLI STEC LAB-AGAR™

Chromogenic medium for the detection of Shiga-Toxin producing *E. coli* (STEC)

### RESULTS/PLATE READING: :

- *E. coli* (STEC) → Mauve
  - **Other Enterobacteriaceae** → Colorless, blue or inhibited
  - **Gram (+) bacteria** Inhibited
- Note: fluorescence under UV lamp (365 nm)
- *E. coli* (STEC) O157 → non fluorescent
  - *E. coli* (STEC) non → O157 +/- fluorescent

### CAT. NO.:

- PP 0143(Ø 90 mm)
- BT 5353.02(200ml)
- BT 5353.01 (100 ml)
- BT 5353.05 (500 ml)

### PACK SIZE:

- 10 plates
- 6 bottles

## CHROMOGENIC ESBL MOD. LAB-AGAR™

Chromogenic screening plate for the detection of Extended Spectrum  $\beta$ -Lactamase-producing organisms. The medium provides presumptive identification of ESBL-producing *E. coli* and the *Klebsiella*, *Enterobacter*, *Serratia* group (KES), direct from clinical samples, in 24 hours.

### RESULTS/PLATE READING:

- *E. coli* → Large pink colonies. Indole (+)
- *Klebsiella*, *Enterobacter*, *Serratia* → Blue, blue-green, purple -blue, grey-purple colonies
- *P. vulgaris* → Dark green colonies with brown halo
- *P. mirabilis* → Brown colonies with brown halo
- *Acinetobacter*, *Pseudomonas* or other **Gram-negative** → Flat, white colonies

### CAT. NO.:

- PP 0155(Ø 90 mm)

### PACK SIZE:

- 10 plates

## CHROMOGENIC KPC MOD. LAB-AGAR™

Selective and chromogenic medium for the screening of Carbapenemase-Producing-*Enterobacteriaceae* (CPE), particularly KPC and NDM-1 in patients who are chronic carriers or in patients at risk. This medium does not replace conventional susceptibility test methods.

### RESULTS/PLATE READING:

- *E. coli* Carbapenem → dark pink to reddish
- *Klebsiella*, *Enterobacter*, *Cinetobacter* Carbapenem → translucent, cream to blue
- *Acinetobacter* Carbapenem → cream, opaque
- Carbapenem Strains → Inhibited

### CAT. NO.:

- PP 0157(Ø 90 mm)

### PACK SIZE:

- 10 plates



## CHROMOGENIC LISTERIA CONFIRMATORY LAB-AGAR™

Chromogenic medium for confirmation of *Listeria monocytogenes* from suspect colonies on Chromogenic Listeria LAB-AGAR™ acc. to ISO 11290.

### ✓ RESULTS/PLATE READING:

- *Listeria monocytogenes* → Mauve surrounded by halo
- *Listeria ivanovii* → Colorless surrounded by halo;
- *Listeria innocua* → Mauve without halo;
- *Listeria seeligeri* → Colorless without halo;
- *Bacillus cereus* → Colorless with irregular edge (intense halo)

### ✓ CAT. NO.:

- PP 0156(Ø 90 mm)

### ✓ PACK SIZE:

- 10 plates



## CHROMOGENIC LISTERIA LAB-AGAR™

Chromogenic selective medium for the detection and enumeration of *Listeria monocytogenes*.

### ✓ RESULTS/PLATE READING:

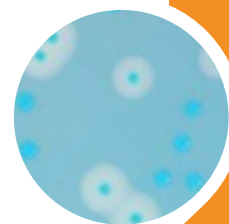
- *Listeria spp.* → blue to blue -green colonies, without any opaque halo;
- *Listeria monocytogenes* → blue colonies with opaque halo

### ✓ CAT. NO.:

- PP 0169(Ø 90 mm)

### ✓ PACK SIZE:

- 10 plates



## CHROMOGENIC LISTERIA LAB-AGAR™ ACC. ISO 11290

Selective medium for the detection and enumeration of *Listeria monocytogenes*. Medium is recommended by the ISO 11290-1 and ISO 11290-2 norms.

### ✓ RESULTS/PLATE READING:

- *Listeria spp.* → blue to blue -green colonies, without any opaque halo;
- *Listeria monocytogenes* → blue, diameter less than 3mm with opaque halo

### ✓ CAT. NO.:

- PP 5009(Ø 90 mm)
- PP 0166(Ø 140 mm)

### ✓ PACK SIZE:

- 10 plates
- 10 plates



## CHROMOGENIC MALASSEZIA LAB-AGAR™

Chromogenic medium for detection of *Malassezia spp.*

### ✓ RESULTS/PLATE READING:

- *Malassezia furfur* → large, pale pink and wrinkled
- *Other Malassezia species* → mostly pink to purple
- *C. albicans* → pale green
- *C. glabrata* → mauve
- *C. krusei* → Pink, fuzzy;
- *C. tropicalis* → Metallic blue with mauve halo
- *Other yeast species* → White to mauve

### ✓ CAT. NO.:

- PP 0203(Ø 90 mm)

### ✓ PACK SIZE:

- 10 plates



## CHROMOGENIC MASTITIS (GP) LAB-AGAR™ / CHROMOGENIC MASTITIS (GN) LAB-AGAR™

Chromogenic medium for isolation and differentiation of the main Gram positive pathogens involved in Mastitis infections / Chromogenic medium for isolation and differentiation of the main Gram negative pathogens, like *E.coli*, *Klebsiella spp.*, *Pseudomonas* and others.



### RESULTS/PLATE READING:

- Streptococcus agalactiae → turquoise blue
- Streptococcus uberis → metallic blue
- Staphylococcus aureus → pink
- Gram (-) bacteria → inhibited
- Other microorganisms → various



### CAT. NO.:

- PD 051 (Ø 90 mm- bi-plates)



### PACK SIZE:

- 10 plates

## CHROMOGENIC MRSA MODIFIED LAB-AGAR™

Chromogenic medium for the screening of methicilin- resistant *Staphylococcus aureus* (MRSA).



### RESULTS/PLATE READING:

- *S. aureus* MRSA → pink to mauve
- Other Bacteria → inhibited or colourless



### CAT. NO.:

- PP 0043 (Ø 90 mm)



### PACK SIZE:

- 10 plates

## CHROMOGENIC ORIENTATION LAB-AGAR™

Chromogenic medium for specific isolation and enumeration of bacteria responsible for urinary tract infections.



### RESULTS/PLATE READING:

- □ *E.coli* colonies → dark pink to reddish colonies
- *Enterococcus* colonies → turquoise metallic blue colonies KESC (Klebsiella, Enterobacter, Serratia, Citrobacter)
- group Enterobacteriaceae that have a double enzyme activity ( $\beta$ -galactosidase and  $\beta$ -glucosidase) → metallic blue +/- reddish halo colonies
- *Proteus*, *Providencia*, *Morganella* → brown with brown halo
- *Proteus vulgaris* → blue colonies with brown halo
- *Pseudomonas aeruginosa* → translucent ( +/- natural pigmentation cream to green)
- *Acinetobacter spp.* → cream colonies
- *Stenotrophomonas spp.* → colourless
- *Staphylococcus aureus* → small, golden, opaque colonies
- *Staphylococcus epidermidis* → cream, pinpoint colonies
- *Staphylococcus saprophyticus* → small, pink, opaque colonies
- *Streptococcus agalactiae* (group B) → light blue
- *Candida albicans* → cream, pinpoint colonies



### CAT.NO.:

- PP 0206 (Ø 90 mm)
- BT 5176.02 (200 ml)
- BT 5276.01 (100 ml)
- BT 5276.05 (500 ml)



### PACK SIZE:

- 10 plates
- 6 bottles

## CHROMOGENIC PSEUDOMONAS LAB-AGAR™

Selective chromogenic medium for the isolation of *Pseudomonas aeruginosa* from clinical, water and other samples.



### RESULTS/PLATE READING:

- *Pseudomonas aeruginosa* → green-blue colonies.
- □ Other gram negative → mauve to violet, or inhibited;
- Gram positive bacteria → mostly inhibited



### CAT. NO.:

- PP 0097 (Ø 90 mm)
- BT 5277.02 (200 ml)
- BT 5277.01 (100 ml)
- BT 5277.05 (500 ml)



### PACK SIZE:

- 10 plates
- 6 bottles



## CHROMOGENIC *S. AUREUS* MODIFIED LAB-AGAR™

Selective chromogenic medium for the isolation and differentiation of *Staphylococcus aureus* and *S. saprophyticus* from clinical specimens.



### RESULTS/PLATE READING:

- *S. aureus* → mauve
- *S. saprophyticus* → turquoise-blue



### CAT. NO.:

- PP 0045(Ø 90 mm)
- BT 5278.02(200 ml)
- BT 5278.01(100 ml)
- BT 5278.05(500 ml)



### PACK SIZE:

- 10 plates
- 6 bottles



## CHROMOGENIC SALMONELLA PLUS LAB-AGAR™

Chromogenic, selective medium for the isolation and presumptive identification of *Salmonella spp.* from environmental and other samples. According to the ISO 6579 standard.



### RESULTS/PLATE READING:

- *Salmonella spp.* (including *S. Typhi*, *S. Paratyphi*, *lactose positive*) → mauve, purple
- *Escherichia coli* → colourless or inhibited
- *Enterococcus faecalis* - inhibited
- *Citrobacter freundii* → blue
- *Klebsiella pneumoniae* → blue



### CAT. NO.:

- PP 0028(Ø 90 mm)



### PACK SIZE:

- 10 plates



## CHROMOGENIC SALMONELLA LAB-AGAR™

Chromogenic, selective medium for the isolation and presumptive identification of *Salmonella spp.* from environmental and other samples.



### RESULTS/PLATE READING:

- *Salmonella spp.* → magenta-red
- *Escherichia coli* → colourless



### CAT. NO.:

- PP 0115(Ø 90 mm)
- BT 5072.02(200 ml)
- BT 5072.01(100 ml)



### PACK SIZE:

- 10 plates
- 6 bottles



## CHROMOGENIC SERRATIA MARCESCENS LAB-AGAR™

*Serratia* species are implicated in nosocomial infections. In several countries, *Serratia marcescens* is frequently associated with epidemics in intensive care units and in particular in neonatal and pediatric units.



### RESULTS/PLATE READING:

- *Serratia marcescens* → blue-green to metallic blue
- *Pseudomonas spp.* → colourless
- *E. coli* → dark pink to reddish
- *Morganella* → colourless



### CAT. NO.:

- PP 0253(Ø 90 mm)



### PACK SIZE:

- 10 plates



## CHROMOGENIC STREP A LAB-AGAR™

Streptococcus pyogenes infection is responsible for nearly all *Streptococci* caused bacterial pharyngitis, therefore the specific target of current strep throat screening methods



### RESULTS/PLATE READING:

- **Group A Streptococcus** → Orange to red



### CAT. NO.:

- PP 0254(Ø 90 mm)



### PACK SIZE:

- 10 plates

## CHROMOGENIC STREPTO B LAB-AGAR™

Selective chromogenic medium for the detecting of group B *Streptococcus* (GBS) from clinical samples



### RESULTS/PLATE READING:

- **Streptococcus agalactiae** → mauve;
- **Enterococcus faecalis** → steel blue



### CAT. NO.:

- PP 0104(Ø 90 mm)



### PACK SIZE:

- 10 plates

## CHROMOGENIC SUPER CARBA LAB-AGAR™

Selective and chromogenic medium for the screening of Carbapenemase-Producing-*Enterobacteriaceae* (CPE), particularly KPC and NDM-1 in patients who are chronic carries or in patients at risk. This medium does not replace conventional susceptibility test methods.



### RESULTS/PLATE READING:

- **CPE Escherichia coli** → Dark pink to reddish;
- **CPE Klebsiella, Enterobacter, Serratia** → Metallic blue
- **CPE Pseudomonas** → Translucent natural pigmentation cream to green;
- **CPE Acinetobacter** → Cream;
- **Other Gram-negative CPE** → Colorless, natural pigmentation;
- **Non-CPE E. coli, Klebsiella, Enterobacter, Serratia** → Inhibited;
- **Other Gram-negative Non-CPE** → Inhibited;
- **Gram positive** → Inhibited



### CAT. NO.:

- PP 0198(Ø 90 mm)




### PACK SIZE:

- 10 plates

## CHROMOGENIC UTI LAB-AGAR™

Chromogenic medium is used for specific isolation and the enumeration of bacteria responsible for urinary tract Infections.



### RESULTS/PLATE READING:

- **Escherichia coli** → Purple
- **Klebsiella pneumoniae** → Blue-green, mucoid
- **Proteus mirabilis** → Light brown
- **Pseudomonas aeruginosa** → Colourless (greenish pigment may be observed)
- **Staphylococcus aureus** → Golden yellow;
- **Enterococcus faecalis** → Small, blue green colonies



### CAT. NO.:

- PP 0204
- BT 5073.02(200 ml)
- BT 5073.01(100ml)
- BT 5073.05(500 ml)



### PACK SIZE:

- 10 plates
- 6 bottles

## CHROMOGENIC VRE LAB-AGAR™

Chromogenic medium for the screening of enterococci resistant to vancomycin.



### RESULTS/PLATE READING:

- *Enterococcus faecalis* → pink to mauve colonies
- *Enterococcus faecium* → pink to mauve colonies



### CATALOG NUMBER:

- PP 0246(Ø 90 mm)



### PACK SIZE:

- 10 plates



## CHROMOGENIC YERSINIA LAB-AGAR™

Selective chromogenic medium for detection and direct differentiation of pathogenic *Yersinia enterocolitica*.



### RESULTS/PLATE READING:

- *Pathogenic Y. enterocolitica* → mauve colonies
- *Other Yersinia spp.* → metallic blue or inhibited
- *Other Enterobacteriaceae* → metallic blue or inhibited
- **Gram (+) bacteria** → inhibited



### CATALOG NUMBER:

- PP 0144(Ø 90 mm)



### PACK SIZE:

- 10 plates





**BioMaxima S.A.**

**ul. Vetterów 5**

**20-277 Lublin, Poland**

**[www.biomaxima.com](http://www.biomaxima.com)**

**phone +48 81 467 90 61**

**fax + 48 81 744 29 15**

**[export@biomaxima.com](mailto:export@biomaxima.com)**

**[support@biomaxima.com](mailto:support@biomaxima.com)**

**[microbiology@biomaxima.com](mailto:microbiology@biomaxima.com)**

Published: 05.2021